



MOBILAIR® M 100

Portable Compressors

With the world-renowned SIGMA PROFILE®
Flow rate 6.4 to 10.2 m³/min (225 – 360 cfm)

MOBILAIR® M 100

The perfect energy-saving combination: Kubota engine and KAESER rotary screw compressor

The powerful combination of an economical Kubota engine and a highly efficient KAESER airend with SIGMA PROFILE rotors delivers outstanding performance with significantly reduced fuel consumption. This enables the MOBILAIR M 100 easily to operate throughout an entire day shift without refuelling. Furthermore, users not only benefit from the quality of two world-class products, but can also rely on the comprehensive KAESER and Kubota global service networks to ensure maximum machine availability.

Exceptional versatility

The M 100 is in a class of its own when it comes to versatility, as it can be specifically tailored to meet the needs of the relevant application. Available options include air treatment components, a three-phase synchronous generator and the choice of either a stationary configuration mounted on skids / machine feet, or a fully galvanised chassis with fixed or height-adjustable tow bar, with or without overrun brake.

Ambient temperature

Standard units are rated for ambient temperatures between -10 and +50° C. A version for lower ambient temperatures is also available.

Service-friendly and easy to access

Thanks to an intelligent component layout, all maintenance points are easily accessible via the large gull-wing doors, making service work quick and efficient. Optional individually tailored service contracts are also available.

Patented Anti-Frost Control

For M 100 models not equipped with compressed air treatment or with compressed air reheating, KAESER's patented Anti-Frost Control automatically regulates operating temperature in relation to ambient. Together with an optional tool lubricator, the Anti-Frost Control prevents compressed air tools from freezing up, even at low outside temperatures, thereby enhancing both availability and durability. Where required, either due to climate conditions or the application itself, the Anti-Frost Control can be replaced by a standard thermostatic valve.

Made in Germany

The numerous different models of the MOBILAIR range of portable compressors are all manufactured at KAESER's headquarters in Coburg, Northern Bavaria. Having undergone a complete reconstruction several years ago, this modern, state-of-the-art facility is equipped with a TÜV-certified sound testing area for free-field sound level measurement, a powerful powder-coating installation and highly efficient production logistics.



The portable powerhouse

The optional synchronous three-phase generator (IP54), delivering either 8.5 or 13 kVA, is brushless and maintenance-free. A convenient switch enables simple change-over from continuous operation to energy-saving automatic-start mode.


Superior power and flexibility





Simple to operate

The user-friendly control panel - which can be equipped with a cover flap if required - enables all information to be viewed at a glance. Features include automatic monitoring and shutdown. The combination of a start switch with pre-heat function and the ability to switch over manually from idle to full load operation ensures a reliable, gentle start when operating the machine in cold ambient conditions.



Proportional controller with manual wheel*


For added flexibility, a manual wheel control fitted on the proportional controller enables infinitely variable pressure adjustment.

*) Available for 10 to 14 bar versions



Dedicated air filter for engine and compressor

Generously sized for increased reliability and service life, it also enables quick on-site filter changes.



Large capacity, transparent fuel tank

When full, the tank carries sufficient fuel for an entire work shift without the need for refuelling. For ease of operation, an automatic shut-down feature is activated when the fuel level becomes too low.

Available equipment

Closed floor pan

The closed floor pan immediately catches all liquids, thereby preventing potential soil contamination in environmentally sensitive zones. All drainage holes are sealed with screw plugs.

Compressed air treatment

With the optional aftercooler, the compressed air is cooled to 7 °C above ambient temperature. The condensate is removed via a centrifugal separator and is subsequently evaporated by the hot exhaust air from the engine. A filter combination can be fitted for applications requiring technically oil-free compressed air and a plate-type heat exchanger can be installed for the purposes of compressed air reheating. Machines with the optional compressed air aftercooler and reheating combination allow users easily to adjust the compressed air discharge temperature to meet the specific needs of the application.
















Suitable for use in refineries

A certified spark arrester is available for refinery applications. The engine shut-off valve automatically shuts the machine down upon intake of combustible gases.

Version with generator

The switch panel – which can be equipped with a lockable cover flap if required – features IP44 splash-protected sockets and a lockable main switch. The protective separation with insulation monitoring renders earthing unnecessary.

Compressed air treatment system variants

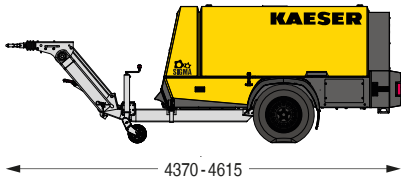
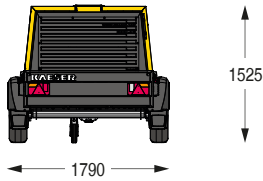
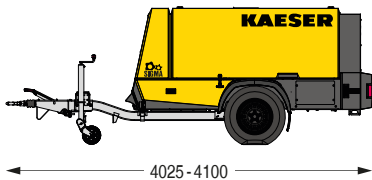
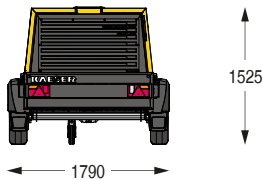

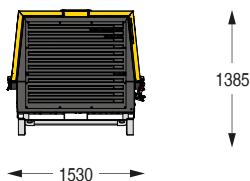
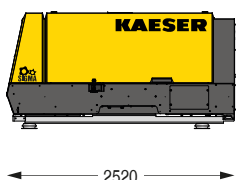
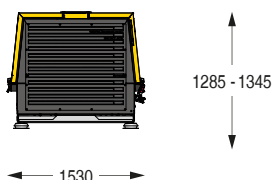
System A - Cool - Condensate-free	Aftercooler  Centrifugal separator 	Cool, condensate-free compressed air (100 % saturated), for compressed air tools and temporary replacement of stationary compressors
System F - Cool - Condensate-free - Filtered	Aftercooler  Centrifugal separator  Filter 	Cool, condensate-free compressed air (100 % saturated), free from contaminant particles and technically oil-free in accordance with applicable regulations
System B - Warmed - Dried	Anti-Frost Control  Aftercooler  Centrifugal separator  Reheating 	Dried compressed air, reheated to at least 20 °C, for working at sub-zero temperatures and with longer air lines
System G - Warmed - Dried - Filtered	Anti-Frost Control  Aftercooler  Centrifugal separator  Filter  Reheating 	Dried compressed air, reheated to at least 20 °C, free from contaminant particles and technically oil-free in accordance with applicable regulations
Fresh air As partial flow	Activated charcoal filter  Does not provide protection against carbon monoxide (CO) or other noxious gases	Odour-free fresh air connected via a separate quick-release coupling (Only in combination with F or G systems)

Technical specifications

Model	Compressor				4-cylinder diesel engine (water-cooled)				Complete system		
	Flow rate		Gauge working pressure		Make	Type	Rated engine power kW	Speed at full load rpm	Fuel tank capacity l	Operating weight*	Compressed air connection
	m³/min	cfm	bar	PSI							
M 100	10.6 8.5 7.2 6.4	375 300 255 225	7 10 12 14	100 145 175 200	Kubota	V3800 Di-T	71.7	2600	140	1480	3 x G ¾, 1 x G 1½
M 100 with 8.5 kVA generator	10.6 8.5 6.4	375 300 225	7 10 12	100 145 175	Kubota	V3800 Di-T	71.7	2600	140	1550	3 x G ¾, 1 x G 1½
M 100 with 13 kVA generator	10.6 8.5	375 300	7 10	100 145	Kubota	V3800 Di-T	71.7	2600	140	1560	3 x G ¾, 1 x G 1½

*) Basic unit weight incl. chassis with overrun brake and height-adjustable tow bar, without compressed air treatment

Dimensions

Version: Height-adjustable tow bar		
Version: Fixed tow bar (with or without overrun brake)		
Version: Skid-mounted		
Version: Stationary		

The world is our home

As one of the world's largest compressed air system providers and compressor manufacturers, KAESER KOMPRESSOREN is represented throughout the world by a comprehensive network of branches, subsidiary companies and authorised partners in over 120 countries.

With innovative products and services, KAESER KOMPRESSOREN's experienced consultants and engineers help customers to enhance their competitive edge by working in close partnership to develop progressive system concepts that continuously push the boundaries of performance and compressed air efficiency.

Moreover, the decades of knowledge and expertise from this industry-leading system provider are made available to each and every customer via the KAESER group's global computer network.

These advantages, coupled with KAESER's worldwide service organisation, ensure that every product operates at the peak of its performance at all times and provides maximum availability.



KAESER KOMPRESSOREN SE

P.O. Box 2143 – 96410 Coburg – GERMANY – Tel +49 9561 640-0 – Fax +49 9561 640-130
e-mail: productinfo@kaeser.com – www.kaeser.com