



2018 FEATURED
PRODUCTS

MEET OUR NEWEST PRODUCTS

DEWATERING PUMP

SDP01 (PART #71000)

Lightweight at just 25 lbs and easy to carry with convenient transportation handle, this 1" clean water pump covers a wide variety of applications including assistance with home flooding, pool or boat maintenance, irrigation and even clean water transport.



INLET/OUTLET DIAMETER	GPM	ENGINE DISPLACEMENT
1"	30	31 cc
FUEL CAPACITY	SUCTION HEAD LIFT	TOTAL HEAD
0.1 gal	16'	95'
VIBRATION ISOLATION	DIMS (l x w x h)	WEIGHT
✓	15.5" x 12.8" x 13.5"	25 lbs

*Hose assembly instructions provided
*50 State EPA/CARB compliant
*Engine oil not included



CLEAN MACHINE

CM60912 (PART #60912)

Clean big with little trouble. This compact pressure washer is lightweight, easy to store and provides a powerful pressure washing experience whether it be for cleaning siding on your home or finally getting to those tight, tough to clean spots.



PSI @ GPM	ENGINE	PUMP
2400 PSI @ 2.0 GPM	SIMPSON® 149cc	OEM Technologies™ Axial Cam Pump
CONNECTIONS	DIMS (l x w x h)	WEIGHT
M22	15.5" x 12" x 31.5" / 21.5*	38 lbs
FRAME & BASE PLATE	WHEELS	HOSE
Powder Coated Steel	6" Never-flats	25' High Pressure Hose

*Height with frame handle folded



•Convenient on-board soap tank for easy detergent application

2018 FEATURED PRODUCT LINE UP

SIMPSON® pressure washers are engineered with design, quality and performance at the forefront. With a wide range of products, SIMPSON® is perfect for the “Do-it-Yourselfer,” as well as the professional. Each machine is equipped with a premium HONDA®, KOHLER®, SIMPSON® or VANGUARD® engine for the maximum cleaning experience.

MEGASHOT SERIES

() Indicates retail version

WARRANTY

2 YEAR	LIMITED CONSUMER WARRANTY ON HONDA® AND KOHLER® ENGINES
1 YEAR	LIMITED CONSUMER WARRANTY ON SIMPSON® ENGINES
1 YEAR	LIMITED PUMP WARRANTY
5 YEAR	LIMITED FRAME WARRANTY
90 DAY	LIMITED ACCESSORY WARRANTY



MS60773(-S)*

2800 PSI
@2.3 GPM

HONDA®
GCV160

OEM
Technologies™
Axial Cam
Pump

MorFlex™
Hose
1/4" x 25'
M22



MS60809-S*

3000 PSI
@2.4 GPM

HONDA®
GCV160

OEM
Technologies™
Axial Cam
Pump

MorFlex™
Hose
1/4" x 25'
M22



MS60805(-S)†


3000 PSI
@2.4 GPM

HONDA®
GCV160

OEM
Technologies™
Axial Cam
Pump

MorFlex™
Hose
1/4" x 50'
M22

♦ PUMPS WITH POWERBOOST®



With PowerBoost® technology, high water pressure levels trigger a bypass around the venturi nozzle, where chemical suction takes place, reducing pressure loss. Pumps with PowerBoost® deliver higher pressure at the nozzle for improved impact and cleaning performance. Vibration and heat are also reduced improving the operator's cleaning experience while extending the life of both pump and engine.



MS60763-S

3100 PSI
@2.4 GPM

KOHLER®
RH265

OEM
Technologies™
Axial Cam
Pump

MorFlex™
Hose
1/4" x 25'
M22



MSH3125-S♦

3200 PSI
@2.5 GPM

HONDA®
GC190

OEM
Technologies™
Axial Cam
Pump

MorFlex™
Hose
1/4" x 25'
M22



MSH31025HT(-S)♦

3100 PSI
@2.5 GPM

HONDA®
GC190

OEM
Technologies™
Axial Cam
Pump

MorFlex™
Hose
1/4" x 25'
M22

POWERSHOT SERIES

() Indicates retail version

WARRANTY

3 YEAR	LIMITED COMMERCIAL WARRANTY ON HONDA® & KOHLER® CH ENGINES
1 YEAR	LIMITED COMMERCIAL WARRANTY ON KOHLER® SH ENGINES
5 YEAR	LIMITED AAA™ PUMP WARRANTY
2 YEAR	LIMITED CAT PUMPS® WARRANTY
10 YEAR	LIMITED FRAME WARRANTY
90 DAY	LIMITED ACCESSORY WARRANTY



PS3228-S♦

3300 PSI
@2.5 GPM

HONDA®
GX200

AAA™
Industrial Triplex
Pump

MorFlex™
Hose
5/16" x 25'
M22



PS60841(-S)♦

3300 PSI
@2.5 GPM

KOHLER®
SH265

AAA™
Industrial Triplex
Pump

MorFlex™
Hose
5/16" x 35'
M22



PS3425(-S)♦

3400 PSI
@2.5 GPM

HONDA®
GX200

AAA™
Industrial Triplex
Pump

MorFlex™
Hose
5/16" x 25'
M22



PS60842(-S)♦

3600 PSI
@2.5 GPM

HONDA®
GX200

AAA™
Industrial Triplex
Pump


MorFlex™
Hose
5/16" x 35'
M22


*Available in 49 or 50 state CARB compliance standards, *MS60805 comes with 15" surface scrubber and on-board soap tank, †Units equipped with Dial-N-Wash® adjustable pressure regulator





POWERSHOT SERIES (CON'T)


SUGGESTED USES


FENCE/PATIO


PAINT


TRANSPORTATION


EQUIPMENT


SIDING/DRIVEWAY



PS3835-S	
3800 PSI @3.5 GPM	HONDA® GX270
AAA™ Industrial Triplex Pump	Monster Hose 3/8" x 50' QC



PS60869-S	
4000 PSI @3.5 GPM	HONDA® GX270
AAA™ Industrial Triplex Pump	Monster Hose 3/8" x 50' QC



PS4240-S	
4200 PSI @4.0 GPM	HONDA® GX390
AAA™ Industrial Triplex Pump	Monster Hose 3/8" x 50' QC



PS60843-S	
4400 PSI @4.0 GPM	SIMPSON® 420cc
AAA™ Industrial Triplex Pump	Monster Hose 3/8" x 50' QC

ALUMINUM SERIES

() Indicates retail version

WARRANTY

- 3
YEAR

LIMITED COMMERCIAL WARRANTY
ON HONDA® & KOHLER® CH ENGINES
- 1
YEAR

LIMITED COMMERCIAL WARRANTY
ON KOHLER® SH ENGINES
- 5
YEAR


LIMITED AAA™ PUMP WARRANTY
- 2
YEAR


LIMITED CAT PUMPS® WARRANTY
- 10
YEAR


LIMITED FRAME WARRANTY
- 90
DAY


LIMITED ACCESSORY WARRANTY


SUGGESTED USES


FENCE/PATIO


PAINT


TRANSPORTATION


EQUIPMENT


SIDING/DRIVEWAY



ALH3228-S	
3200 PSI @2.8 GPM	HONDA® GX200
CAT PUMPS® Industrial Triplex Pump	Monster Hose 5/16" x 25' QC



ALK3228-S	
3200 PSI @2.8 GPM	KOHLER® CH270
AAA™ Industrial Triplex Pump	Monster Hose 5/16" x 25' QC



ALH3425(-S)	
3400 PSI @2.5 GPM	HONDA® GX200
AAA™ Industrial Triplex Pump	MorFlex™ Hose 5/16" x 35' M22



ALH3835	
3800 PSI @3.5 GPM	HONDA® GX270
CAT PUMPS® Industrial Triplex Pump	Monster Hose 3/8" x 50' QC



ALH4033	
4000 PSI @3.3 GPM	HONDA® GX270
AAA™ Industrial Triplex Pump	Monster Hose 3/8" x 50' QC



ALK4033	
4000 PSI @3.3 GPM	KOHLER® CH395
AAA™ Industrial Triplex Pump	Monster Hose 3/8" x 50' QC



ALH4240	
4200 PSI @4.0 GPM	HONDA® GX390
CAT PUMPS® Industrial Triplex Pump	Monster Hose 3/8" x 50' QC



ALK60891	
4400 PSI @4.0 GPM	KOHLER® CH440
AAA™ Industrial Triplex Pump	Monster Hose 3/8" x 50' QC

*Unit comes equipped with Dial-N-Wash® adjustable pressure regulator

ALUMINUM WATER BLASTER SERIES

WARRANTY

- 3 YEAR LIMITED COMMERCIAL ENGINE WARRANTY
- 5 YEAR LIMITED PUMP WARRANTY
- 10 YEAR LIMITED FRAME WARRANTY
- 90 DAY LIMITED ACCESSORY WARRANTY



ALWB60827		ALWB60828		ALWB60825	
4200 PSI @4.0 GPM	HONDA® GX390	4200 PSI @4.0 GPM	HONDA® GX390	4400 PSI @4.0 GPM	SIMPSON® 420cc
AAA™ Industrial Triplex Pump	Monster Hose 3/8" x 50' QC	CAT PUMPS® Industrial Triplex Pump	Monster Hose 3/8" x 50' QC	AAA™ Industrial Triplex Pump	Monster Hose 3/8" x 50' QC

WATER BLASTER SERIES

WARRANTY

- 3 YEAR LIMITED COMMERCIAL ENGINE WARRANTY
- 5 YEAR LIMITED PUMP WARRANTY
- 10 YEAR LIMITED FRAME WARRANTY
- 90 DAY LIMITED ACCESSORY WARRANTY



WB4200		WB60824	
4200 PSI @4.0 GPM	HONDA® GX390	4400 PSI @4.0 GPM	SIMPSON® 420cc
AAA™ Industrial Triplex Pump	Monster Hose 3/8" x 50' QC	AAA™ Industrial Triplex Pump	Monster Hose 3/8" x 50' QC

WATER SHOTGUN™ SERIES

WARRANTY

- 3 YEAR LIMITED COMMERCIAL ENGINE WARRANTY
- 5 YEAR LIMITED PUMP WARRANTY
- 10 YEAR LIMITED FRAME WARRANTY
- 90 DAY LIMITED ACCESSORY WARRANTY



WS4050V		WS5050H	
4000 PSI @5.0 GPM	VANGUARD® V-Twin w/Electric Start	5000 PSI @5.0 GPM	HONDA® GX630
COMET Industrial Triplex Pump	Wrapped Rubber Hose 3/8" x 50' QC	COMET Industrial Triplex Pump	Wrapped Rubber Hose 3/8" x 50' QC

MOBILE PRESSURE WASHING SYSTEMS

SIMPSON® mobile pressure washing systems are self-contained cleaning machines. Engineered to utilize the power and performance from top of the line SIMPSON® pressure washers, matched with the portability of a mobile trailer. These mobile systems bring a solution to a field where water supply access is an issue. Pull up to the work-site, connect the spray gun, start the engine and you're ready. **EXPAND YOUR RANGE.**



- 1 CONVENIENCE: Tongue jack with swivel wheel for easy hookup; tongue jack removable for easy storage
- 2 STORAGE: Easy and convenient gun, lance and accessory storage conveniently located beneath the engine and hose reel
- 3 EFFICIENCY: Hose reel with locking spool and QC retainer holds up to 100 ft. of professional grade high pressure hose
- 4 SELF-CONTAINED: Translucent polyethylene water supply tank with easy read water level indicators
- 5 PERFORMANCE: Dependable industrial triplex pump for trouble-free operation
- 6 DURABILITY: Rugged box steel trailer construction with corrosion resistant powder coat finish
- 7 POWER: Commercial series engine with low oil shutdown
- 8 DEPENDABILITY: 6 Ply tire on white spoke rim on 2000 lb - 3500 lb axle with leaf spring suspension



SPECIFICATIONS	STAGE 1A COLD WATER			STAGE 1B COLD WATER		STAGE 1C HOT WATER	
	95000	95001	95002	95003	95004	95005	95006
PSI	3200	3800	4200	4200	4200	4000	4000
GPM	2.8	3.5	4.0	4.0	4.0	4.0	4.0
ENGINE	HONDA® GX200	HONDA® GX270	HONDA® GX390 w/ Electric Start	HONDA® GX390 w/ Electric Start	VANGUARD® V-Twin w/ Electric Start	HONDA® GX390 w/ Electric Start	VANGUARD® V-Twin w/ Electric Start
PUMP	CAT PUMPS®	CAT PUMPS®	CAT PUMPS®	CAT PUMPS®	CAT PUMPS®	COMET	COMET
TRAILER SIZE	7' Overall (4' x 4' Platform)	9' Overall (4' x 5.5' Platform)	9' Overall (4' x 5.5' Platform)	9' Overall (4' x 5.5' Platform)	9' Overall (4' x 5.5' Platform)	9' Overall (4' x 5.5' Platform)	9' Overall (4' x 5.5' Platform)
TRAILER FRAME MAT.	Powder Coated Box Steel	Powder Coated Box Steel	Powder Coated Box Steel	Powder Coated Box Steel	Powder Coated Box Steel	Powder Coated Box Steel	Powder Coated Box Steel
TRAILER FENDER MAT.	Steel	Steel	Steel	Steel	Steel	Steel	Steel
AXLE RATING	2000 lb	2000 lb	2000 lb	2000 lb	2000 lb	3500 lb	3500 lb
WHEEL SIZE	12"	12"	12"	12"	12"	13"	13"
DOT LIGHTING	LED	LED	LED	LED	LED	LED	LED
TONGUE JACK	Yes	Yes	Yes	Yes	Yes	Yes	Yes
COUPLING TYPE	2" Ball	2" Ball	2" Ball	2" Ball	2" Ball	2" Ball	2" Ball
WATER TANK SIZE	100 Gal	150 Gal	150 Gal	150 Gal	150 Gal	200 Gal	200 Gal
HIGH PRESSURE HOSE REEL	200'	200'	200'	200'	200'	200'	200'
HIGH PRESSURE HOSE	Monster Hose 3/8" x 100' QC	Monster Hose 3/8" x 100' QC	Monster Hose 3/8" x 100' QC	Monster Hose 3/8" x 100' QC	Monster Hose 3/8" x 100' QC	Armor Hose™ 3/8" x 100' QC	Armor Hose™ 3/8" x 100' QC
WATER SUPPLY HOSE REEL	Optional	Optional	Optional	Optional	Optional	Standard	Standard
OPTIONAL WATER SUPPLY HOSE	3/4" x 75'	3/4" x 75'	3/4" x 75'	3/4" x 75'	3/4" x 75'	3/4" x 75'	3/4" x 75'

*Includes DOT approved safety chains, LED lighting and license plate holder

- 3 YEAR LIMITED COMMERCIAL WARRANTY ON ENGINES
- 2 YEAR LIMITED CAT PUMPS WARRANTY
- 5 YEAR LIMITED COMET PUMPS WARRANTY
- 1 YEAR LIMITED TRAILER FRAME WARRANTY
- 90 DAY LIMITED ACCESSORY WARRANTY

FIND THE RIGHT ACCESSORIES




NOZZLES () Indicates Retail Version

					
Set of 5 Spray Nozzles: 0°, 15°, 25°, 40° and Soap	Set of 5 Spray Nozzles: 0°, 15°, 25°, 40° and Soap	Second Story Nozzle Set: Soap and Rinse	5-N-1 Spray Nozzle: 0°, 15°, 25°, 40° and Soap	Oscillating Turbo Nozzle	Oscillating Turbo Nozzle
80157 (80145)	80158 (80146)	80183 (80177)	80154 (80142)	80155 (80143)	80156 (80144)
3600 Max PSI	4500 Max PSI	5000 Max PSI	3600 Max PSI	3600 Max PSI	4500 Max PSI
3.0 Orifice Size	4.0 Orifice Size	10-40 Orifice Size	2.8-3.2 Orifice Size	3.0 Orifice Size	4.0 Orifice Size
1/4" QC Fittings	1/4" QC Fittings	1/4" QC Fittings	1/4" QC Fittings	1/4" QC Fittings	1/4" QC Fittings
Max Temp 140° F	Max Temp 140° F	Max Temp 140° F	Max Temp 140° F	Max Temp 140° F	Max Temp 140° F

SPRAY GUNS & LANCES () Indicates Retail Version

					
Front Load Spray Gun	Rear Load Spray Gun w/ Ergonomic Grip	Pro Gun Handle w/ Adaptors	16" Spray Lance	31" Spray Lance	48" Insulated Lance
80159 (80147)	80160 (80148)	80184 (80178)	80161 (80149)	80162 (80150)	80185 (80179)
3400 Max PSI	4500 Max PSI	5000 Max PSI	3600 Max PSI	4500 Max PSI	5000 Max PSI
M22 Fittings	M22 Fittings	1/4" NPT Fittings w/ QC & M22 Adaptors	1/4" QC x M22 Fittings	1/4" QC x M22 Fittings	1/4" QC x 1/4" NPT Fittings
Max Temp 140° F	Max Temp 140° F	Max Temp 320° F	Max Temp 140° F	Max Temp 140° F	Max Temp 212° F



SURFACE SCRUBBERS () Indicates Retail Version

		
15" Surface Cleaner	18" Commercial Scrubber	20" Commercial Scrubber
80166 (80165)	80181	80182
3600 Max PSI	4500 Max PSI	4500 Max PSI
Powder Coated Steel Deck	Heavy-duty ABS Deck	Heavy-duty ABS Deck
1/4" QC Fittings	3/8" QC Fittings	3/8" QC Fittings
Max Temp 140° F	Max Temp 300° F	Max Temp 300° F

DIAL-N-WASH® () Indicates Retail Version

	Dial-N-Wash® Adjustable Pressure Regulator
82235 (82232)	
4500 Max PSI	
M22 Fittings	
Max Temp 140° F	

PUMP CARE

	
Pump Guard	Pump Oil
80130	80138
12 oz	16 oz

FILTERS & O-RINGS () Indicates Retail Version

	O-Ring and Filter Kit
80163 (80151)	
Set of Two Filters: One Size Two Sets of O-Rings: Five Sizes	

HIGH PERFORMANCE HOSES

MORFLEX™ HOSE SERIES






					
40224 (41107)	40225 (41108)	40226 (41109)	41114 (41110)	41096	41115
3200 Max PSI	3700 Max PSI	3700 Max PSI	4500 Max PSI	4500 Max PSI	4500 Max PSI
1/4" x 25'	5/16" x 25'	5/16" x 50'	3/8" x 50'	3/8" x 100'	3/8" x 200'
Polyester & Steel-braided Inner	Polyester & Steel-braided Inner	Polyester & Steel-braided Inner	Polyester & Steel-braided Inner	Polyester & Steel-braided Inner	Polyester & Steel-braided Inner
Polyurethane w/ 4" Bend Protectors Outer	Polyurethane w/ 4" Bend Protectors Outer	Polyurethane w/ 4" Bend Protectors Outer	Polyurethane w/ 4" Bend Protectors Outer	Polyurethane w/ 4" Bend Protectors Outer	Polyurethane w/ 4" Bend Protectors Outer
M22 Fittings w/ 14/15mm Adaptors	M22 Fittings w/ 14/15mm Adaptors	M22 Fittings w/ 14/15mm Adaptors	3/8" 2 pc QC Socket & Plug Fittings	3/8" 2 pc QC Socket & Plug Fittings	3/8" 2 pc QC Socket & Plug Fittings
Max Temp 140° F	Max Temp 140° F	Max Temp 140° F	Max Temp 250° F	Max Temp 250° F	Max Temp 250° F

SANTOPRENE™ HOSE






MONSTER HOSE SERIES

					
41182	41113 (30082)	41028 (41071)	41030	41032	41034
4000 Max PSI	4500 Max PSI	4500 Max PSI	4500 Max PSI	4500 Max PSI	4500 Max PSI
1/4" x 25'	3/8" x 25'	3/8" x 50'	3/8" x 100'	3/8" x 150'	3/8" x 200'
Polyester & Steel-braided Inner	Polyester & Steel-braided Inner	Polyester & Steel-braided Inner	Polyester & Steel-braided Inner	Polyester & Steel-braided Inner	Polyester & Steel-braided Inner
Polyurethane w/ 4" Bend Protectors Outer	Polyurethane w/ 4" Bend Protectors Outer	Polyurethane w/ 4" Bend Protectors Outer	Polyurethane w/ 4" Bend Protectors Outer	Polyurethane w/ 4" Bend Protectors Outer	Polyurethane w/ 4" Bend Protectors Outer
M22 Fittings w/ 14/15mm Adaptors	3/8" 2 pc QC Socket & Plug Fittings	3/8" 2 pc QC Socket & Plug Fittings	3/8" 2 pc QC Socket & Plug Fittings	3/8" 2 pc QC Socket & Plug Fittings	3/8" 2 pc QC Socket & Plug Fittings
Max Temp 140° F	Max Temp 140° F	Max Temp 140° F	Max Temp 140° F	Max Temp 140° F	Max Temp 140° F

WRAPPED RUBBER HOSE SERIES

				
41183	41184	41185	41186	41187
4500 Max PSI	8000 Max PSI	8000 Max PSI	8000 Max PSI	10,000 Max PSI
3/8" x 50'	3/8" x 50'	3/8" x 100'	3/8" x 200'	3/8" x 50'
R1 Steel-braided Inner	R2 Steel-braided Inner	R2 Steel-braided Inner	R2 Steel-braided Inner	R2 Steel-braided Inner
Wrapped Rubber w/ 6" Bend Protectors Outer	Wrapped Rubber w/ 24" Bend Protectors Outer	Wrapped Rubber w/ 24" Bend Protectors Outer	Wrapped Rubber w/ 24" Bend Protectors Outer	Wrapped Rubber w/ 24" Bend Protectors Outer
3/8" 2 pc QC Socket & Plug Fittings	3/8" 2 pc QC Socket & Plug Fittings	3/8" 2 pc QC Socket & Plug Fittings	3/8" 2 pc QC Socket & Plug Fittings	3/8" 2 pc QC Socket & Plug Fittings
Max Temp 250° F	Max Temp 250° F	Max Temp 250° F	Max Temp 250° F	Max Temp 250° F

WRAPPED RUBBER HOSE SERIES

				
41188	41189	41190	41191	41192
10,000 Max PSI	10,000 Max PSI	10,000 Max PSI	10,000 Max PSI	10,000 Max PSI
3/8" x 100'	3/8" x 200'	1/2" x 50'	1/2" x 100'	1/2" x 200'
R2 Steel-braided Outer	R2 Steel-braided Outer	R2 Steel-braided Outer	R2 Steel-braided Outer	R2 Steel-braided Outer
Wrapped Rubber w/ 24" Bend Protectors Inner	Wrapped Rubber w/ 24" Bend Protectors Inner	Wrapped Rubber w/ 24" Bend Protectors Inner	Wrapped Rubber w/ 24" Bend Protectors Inner	Wrapped Rubber w/ 24" Bend Protectors Inner
3/8" 2 pc QC Socket & Plug Fittings	3/8" 2 pc QC Socket & Plug Fittings	3/8" 2 pc QC Socket & Plug Fittings	3/8" 2 pc QC Socket & Plug Fittings	3/8" 2 pc QC Socket & Plug Fittings
Max Temp 250° F	Max Temp 250° F	Max Temp 250° F	Max Temp 250° F	Max Temp 250° F

90 DAY LIMITED ACCESSORY WARRANTY

90 DAY LIMITED ACCESSORY WARRANTY

() Indicates retail version with retail packaging